

HATCH GROUP INC.

Leading Dental Equipment Company



G7 COMFORT DENTAL UNIT

Phone Number: +1 (905) 997-7171
Email Address: info@hatchgroup.ca

4181 Sladeview Crescent Unit 35/36
Mississauga, Ontario, Canada L5L 5R2



Optimal Experience for Clinicians and Patients



Streamlined and flexible

Maximize the utilization of your clinic space with G7! Right-to-left conversion, 60° Swiveling chair, and rotatable armrest are all featured in the G7.



State-of-the-art technology

We have integrated state-of-the-art technology into the delivery table. Experience convenience and efficiency through meticulously designed functions.



Optimal comfort

Our top priority is ensuring the comfort of the patient. The backrest, designed to be slim and ergonomic, along with the synchronized tilt mechanism seat ensures that patients experience relaxation and ease throughout their treatment.

Ergonomic design backrest

The backrest is slim and ergonomically designed, providing both patient comfort and enabling dentists to achieve an optimal position with their knees fitting beneath it.

Synchronized tilt mechanism

Synchronized tilt mechanism with backrest and seat provides a smooth motion and relaxed experience for patients.

Save time with the position memory system

The memory function allows you to save chair time by setting three frequently used positions.

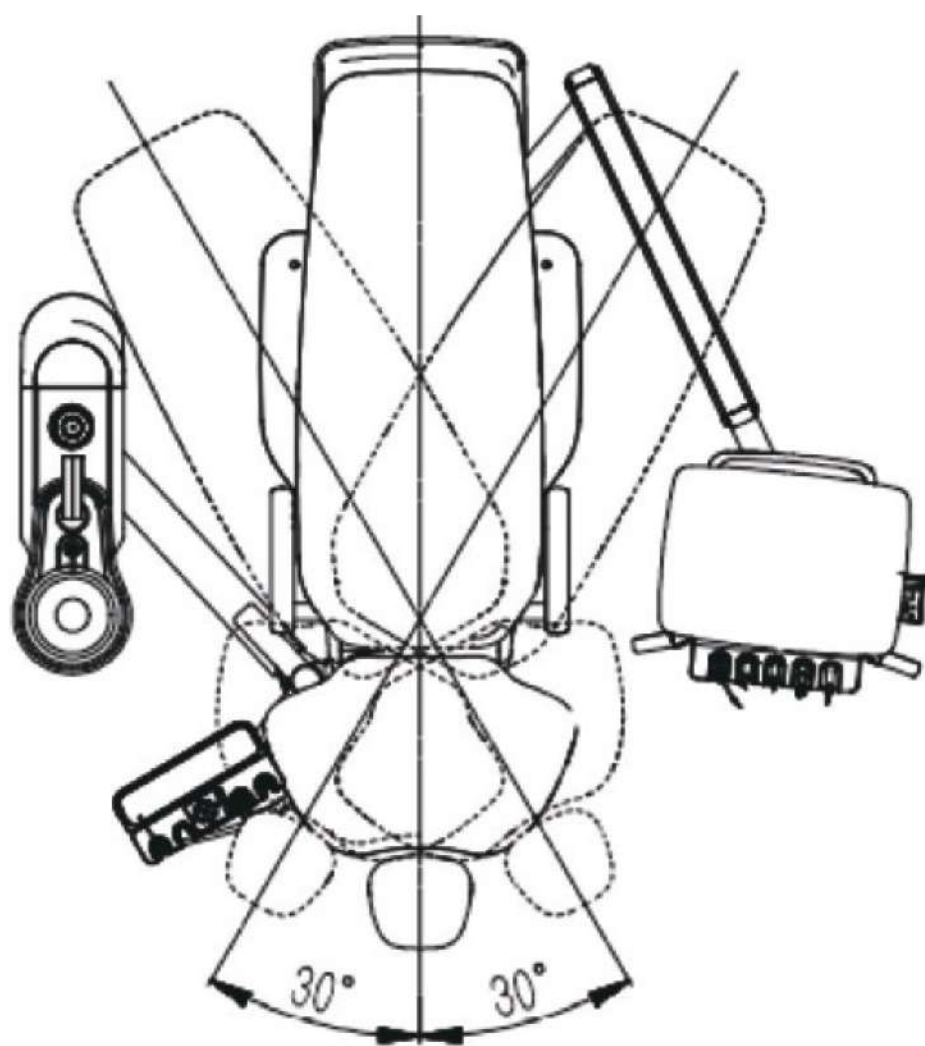
Right-to-left conversion

Easy to switch the position from right-to-left. It ensures sufficient space for both the dentist and assistant.



60° Rotation with swivel brake

With a 30-degree rotation to the left and right, you can easily find optimal positions during treatment.



Rotatable right/left armrest

The armrest can be swiveled by 130° for the patient's convenience to enter or exit from the chair.



Enhanced safety

To prioritize safety during chair operation, two safety switches (on the seat link and chair swing arm) and an emergency stop switch are incorporated. This ensures a secure environment for both patients and operators.



Sophisticated chair base

Sophisticated chair base design with highly durable steel and aluminum castings.



Flexible position headset (2-Link headrest)

A 2-Link headrest offers easy adjustment of multiple angles with a simple lever press. It ensures the optimal position for patients with limited mobility and facilitates pediatric treatments.



Air/water filters, a regulator, and a master shut-off valve are included in the junction box.

G7 Delivery System

Flushing switch

With the inclusion of a flushing switch, the chair allows for the efficient discharge of any residual water inside the table. It effectively prevents cross-contamination and ensures the highest standard of hygiene.



Movable instrument tray

The movable instrument tray offers enough spaces for other tools.

Stable and flexible arm with air brake

With the button-operated air brake, it provides robust support to prevent any shaking or tilting down of the table arm during usage. It is capable of supporting a maximum weight of up to 3.5kg.



LCD control pad

Easily access chair operation information through LCD screen.

Master on/off switch

The master switch enables simultaneous shut-off of electrical water, and air supply.



Water/Spray air adjustment knob

Equipped with individual knobs for adjusting the water of each handpiece and a spray air control knob. It allows for precise control and more refined adjustments.

G7 Assistant Systems



Detachable instrument tray

Mounted with one 3-Way syringe (Syringe tips are autoclavable), two high- volume evacuators, one saliva ejector, and suction filters.

G7 Unit



City/Bottled water switch system with 2L distilled water bottle

Air/Water couplers for external connections






Navy



Purple




Purple pink



Black



Mint green



Mango



Golden brown



Walnut



Character



Light blue



Misty gray



Champagne


Dental Stools

Doctor stool

Assistant stool



	Doctor stool	Assistant stool
Seat wide	450mm	400mm
Seat height adjustment	440mm ~ 560mm	520mm ~ 713mm
Base size	580mm(5 Casters)	580mm(5 Casters)
Seat cover and backrest material	Luxury textured artificial leather	Luxury textured artificial leather
Base material	Urethane coating	Urethane coating
Height and tilt adjustment	Available	Available by a gas cylinder
Right or left handed	-	Left handed



Operating light specifications	
Weight	1.76kg
Light source	4 White light-emitting diodes (LED) and 2 White light-emitting diodes (LED) (with filters)
Illuminance	Adjustable from < 10,000 to > 30,000 lux acc. to ISO 9680
Light control	Non-touch sensor
Color temperature	5000K±10%
Color rendering index(Ra)	≥90
Unit model power connection	AC 24V
Power consumption of operating light	Rated Power < 25VA
Protection class	The unit supplying power corresponds to protection class
Degree of protection against ingress of water	Ordinary equipment (IPX 0 - without protection against ingress water)
Modes of operation	Continuous operation
Transport and storage conditions	Temperature: -40°C ~ +70°C / Relative humidity: 10% ~ 95%
Operating conditions	Ambient temperature: 10°C ~ 40°C / Relative humidity: 30% ~ 85%

Accessories



HVE

SE

3-Way syringe

Wired foot control

Disc foot pedal
(Air/Water on/off,
chip air)

Distilled water bottle

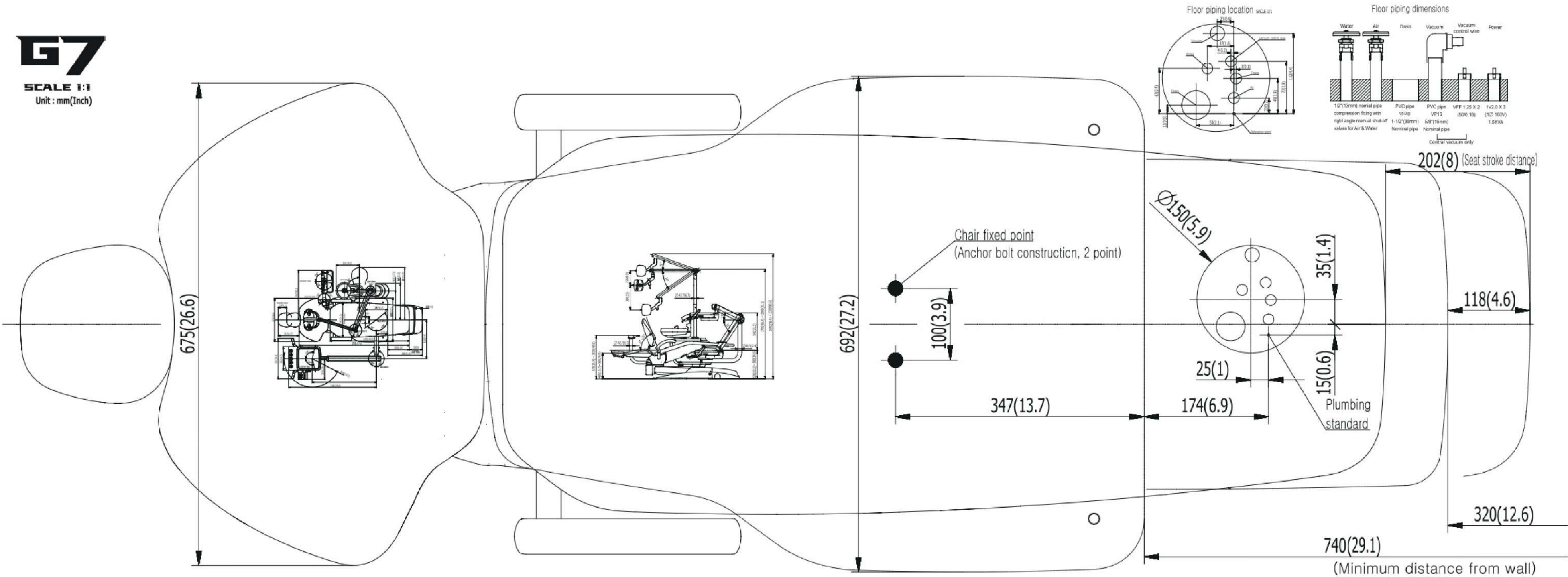


Electric motor

Scaler Kit

Dental chair	Standard Package	Full Package
A chair with three adjustable positions and a memory function	○	○
2-Link headrest	○	○
Rotatable right/left armrests	○	○
Slim and ergonomic backrest	○	○
Durable PVC upholstery	○	○
Sturdy seat frame	○	○
Synchronized tilt mechanism with backrest and seat	○	○
Chair base made of steel and aluminum castings	○	○
60° Rotation with swivel brake	○	○
Two safety switches (on the seat link, chair swing arm) and an emergency stop switch	○	○
Foot controller		
Disc foot pedal (Air/water on/off, chip air)	○	○
Wired foot control	○	○
Delivery systems		
Water/Spray air adjustment knob	○	○
Soft silicone handpiece tubing	○	○
Master on/off switch	○	○
1 Metal syringe / 4 Hand piece holders	○	○
Movable instrument tray	○	○
Air/water filters, regulator, and master shut-off valve in junction box	○	○
LCD control pad	○	○
Flushing switch	○	○
Dual holders for multiple handpieces	○	○
Button-operated air brake	○	○
City/bottled water switch system with 2L distilled water bottle	On the table arm	On the unit
Assistant systems		
Detachable instrument tray	○	○
Air/water couplers (on the assistant arm)	○	○
Suction filter / 2 High volume evacuation / 1 Saliva ejector / 1 Syringe	○	○
Operating light		
Sensor-based LED light with adjustable brightness and resin mode	○	○
Operating system		
Right-to-left conversion	○	○

Dimensions



HATCH

GROUP INC.

Leading Dental Equipment Company

4181 Sladeview Crescent Unit 35/36
Mississauga, Ontario, Canada L5L 5R2

Phone Number: +1 (905) 997-7171
Email Address: info@hatchgroup.ca

Hatch Group Inc continuously upgrades its technology, product performance, and safety features. Pictures and specifications featured in this catalogue are only indicative. Please refer to the commercial offer document for specifications and performance.